

STEP 10C - PLOTTING YOUR BOAT POSITION ON THE NET

10.8 Position Reports • SailMail & WL2K Networks

Interested friends and families can follow your passages and track your course and speed through service organisations like YOTREPS (pronounced Yacht Reps), Sailblogs, and WinLink2000. You can also tell Airmail to automatically add a folder containing your position data to your outgoing e-mail messages. YOTREPS is a volunteer organization based in New Zealand, defined on their web site as "... A voluntary reporting scheme for small boats at sea that plots positions on a web page chart..."

Another resource where you can send out position reports is Sail Blogs.com (www.sailblogs.com). Sailblogs describes itself as a "...the leading provider of blogging and map tracking solutions for the sailing community...". WL2K users have the added option of sending their position information to the WL2K networks Automatic Position Reporting System (APRS). The WL2K APRS system is a world-wide display system that displays the whereabouts of ham radio operators all over the world. Anyone interested in tracking your progress can browse to [sailblogs.com](http://www.pangolin.co.nz/yotreps/reporter_list.php), www.winlink.org, or YOTREPS. http://www.pangolin.co.nz/yotreps/reporter_list.php, and by following instructions see where you're located, and monitor your day-by-day progress.

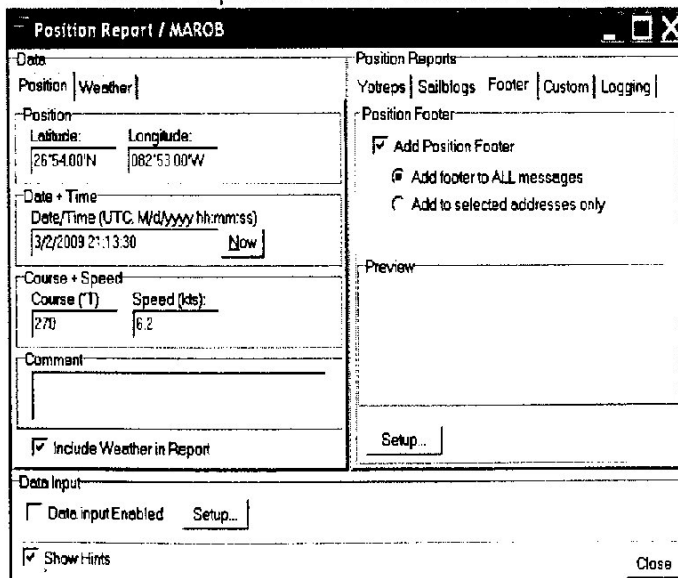
Even though anyone posting position information on the WL2K2000 system must hold an Amateur Radio License, no ham license is required by anyone accessing position information over the Internet <http://winlink.org/aprs/aprs.htm>.

10.8.1 SailMail - Position Report Submission

The Sailmail Network version of Airmail gives you five ways to save and/or communicate your position; YOTREPS, Sailblogs, Custom Reporting, keeping a personal log, and attaching a *folder* to your outgoing e-mail. WL2K Network users have a fifth choice available to them; reporting their position using APRS, amateur radio's Automatic Position Reporting System.

If you're using the SailMail Network, you'll need to configure Airmail so it will automatically collect position and course data from your GPS, format a Position Report message, and post the message so it will automatically be sent to YOTREPS the next time you connect to the SailMail network.

Figure 6-8
Position Report/MAROB Screen for SailMail



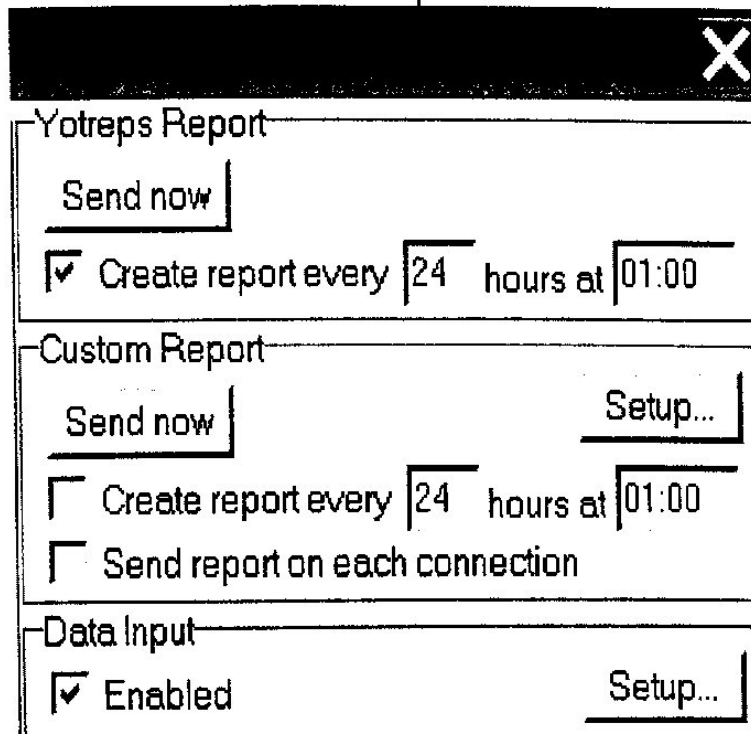
To enable position reporting, go to the *Message Index Screen Toolbar* and click on WINDOW, POSITION REPORT. This brings up the Position Report/MAROB and YOTREPS Screens shown in Figure 6-8. If you have a GPS attached to your system and followed the instructions outlined in paragraph 6.6 of this Guide, your present Lat/Lon, Date, Course and Speed, will be displayed in the appropriate fields.

The SailMail network lets you report your position through YOTREPS. or you can make a *Custom Position Report*.

10.8.1.1 YOTREPS Report

Place a checkmark in the box next to *Create report every...hours... at ...* (Figure 6-9; on the YOTREPS side of the Position Report MAROB YOTREPS Screen. YOTREPS recommends that you report your position once a day, so accept the 24-hour default and enter the UTC/GMT (Universal Coordinated Time/Greenwich Mean Time) time you want Airmail to save this data for your report. If there's a GPS connected to your radio system but current data is not displayed, verify that there is a checkmark in the box next to *Data Input Enabled*. Click CLOSE.

Figure 6-9
YOTREPS Report Detail



10.8.1.2 Custom Position Report

When you click on the SETUP button, the Custom Position Report area of the *Position Report Window opens*, Airmail presents you with what looks like a standard e-mail form. Enter the "TO" and "CC" addresses, and you're done. Be sure to remember to check the appropriate boxes on the Position Report/YOTREPS/MAROB window.

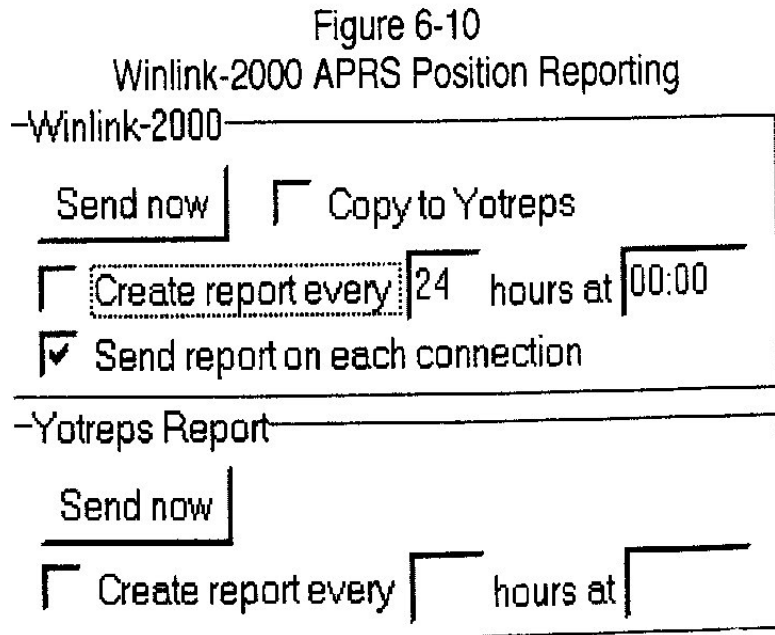
10.8.1.3 Message Footer

Clicking on the Footer Tab sheet in Figure 6-8 presents lets you add a footnote with your position to all outgoing e-mails, or just to specific e-mail recipients.

10.8.2 WL2K - Position Report Submission

In addition to reporting position data via YOTREPS. WL2K users have the additional option of reporting their position to the amateur radio Automatic Position Reporting System (APRS). This additional choice, shown in Figure 6-10, is added to the WL2K version of

Airmail's Position Report window. Airmail will send data to APRS only, YOTREPS only, or to both, depending on the choices you check. To learn more about APRS, how the APRS system works and what it can do for you, visit online at sites like www.aprs.net, or refer to books like; APRS : Moving Hams on Radio and the Internet -- A Guide to the Automatic Position Reporting System (ISBN: 0-87259-916-7) from the ARRL




10.8.3 Viewing Position Reports

10.8.3.1 internet-based Position Report Inquiry

If you're keeping your position reporting current, the folks at home can track your progress by going to <http://www.pangolin.co.nz/yotreps/index.php>. and clicking on the REPORTING, BOAT, LIST button located on the Navigation Bar on the left side of the web page. This generates a list of boats that have sent position reports during the past two weeks. This list can be expanded to show boats reporting in during the preceding four weeks, six months, and one year. Figure 6-11 is an example of the chart and tracking data available to anyone online who requests it.

Fig 6-11
Displayed Track and Submitted Data



UTC		Position	Boat		Wind		Baro
Date	Time		cse	spd	dir	spd	
28/02/2006	14:00	09°45'N 084°59'W			SE	006	1009
27/02/2006	14:00	09°49'N 085°27'W	133	6.7	N	012	1010
26/02/2006	14:03	09°52'N 085°30'W			NE	010	1010
25/02/2006	12:35	10°32'N 085°50'W	229	6.5	NE	010	1009
23/02/2006	14:00	10°34'N 085°42'W			NE	010	1008

10.8.3.2 Viewing Position Reports while at Sea

To get and display the daily position report summary from YOTREPS with your HF radio, you need to have a copy of the *YOTREPS Reporter* display software installed on your computer (available as a free download at: <http://www.pangolin.co.nz/yotreps/32bitreporter.php>. and a copy of the *00UTC Daily Summary* from YOTREPS. You can either subscribe to the *Daily Summary*, or request it on demand, by sending an e-mail request to yotreps@pangolin.co.nz - leave the subject line blank, and in the body of the message only enter the word:*summary*.